



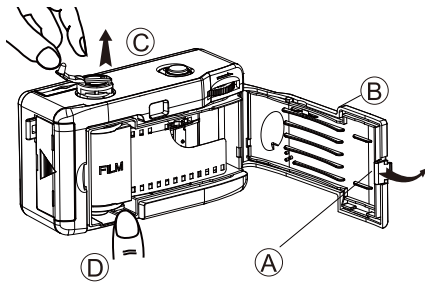
# KODAK Film Camera

i60



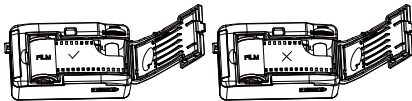
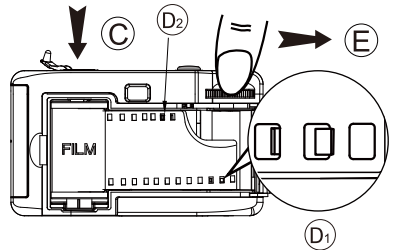
User Manual

ENG

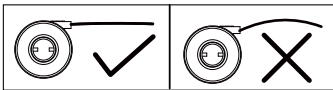


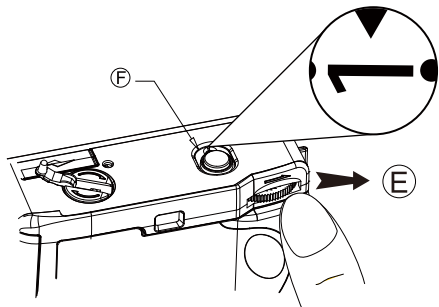
Press the latch (A) in the direction of the arrow and open the camera back door (B). Lift up the film rewind crank (C) and place a new roll of film into the film chamber

Push the rewind crank (C) back into place. Pull out the film from the film canister and hook the 2nd & 3rd holes onto the film take-up spool (D<sub>1</sub>). In the meanwhile, hook the top holes onto the sprocket teeth (D<sub>2</sub>). Slightly advance the film by turning the film advance wheel (E) until the sprocket teeth catch film perforations.



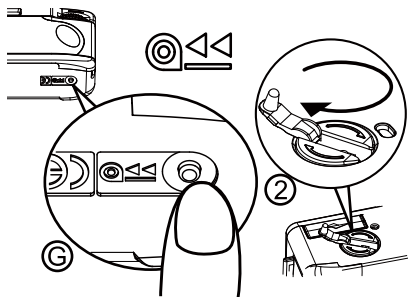

Ensure that the film lays flat against the center of the camera and close the camera's back door.



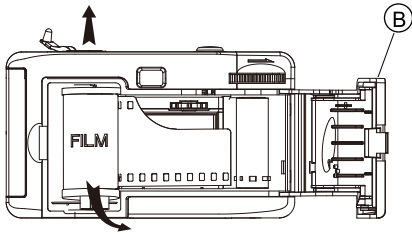


Continue to advance the film by turning the film advance wheel (E) until it stops. Press the shutter button. Repeat this procedure one more time. The Film Counter (F) will now show number "1", and the camera is ready for taking pictures.

For best results, stand at least 1 meter (3 feet) from the subject and take photos in sunny or partly sunny weather. When taking pictures, keep the sun at your back.




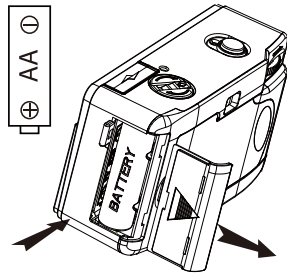
After all the pictures are taken, press the rewind button (G) located at the bottom of the camera. Turn the film rewind crank clockwise until all film is re-wound back into the film canister.



Open the camera back door (B). Lift up the film rewind crank, and remove the film for processing.

### To Change Batteries

Open the battery door in the direction of the arrow. Insert one "AA" alkaline battery into the battery chamber. Make sure the battery is inserted according to the correct polarity. The correct polarity (the "+" and "-" ends of the battery) is indicated inside the battery compartment.



### To Use Flash

Press the flash button, the flash light will pop up. Wait for the Flash Ready LED to glow. Once the Flash Ready Light glows, the flash is ready for taking pictures.



## Product Specification:

Film Format : 135 Film (24x36mm)  
ISO 200 / 400 / 800  
Optical Lens : 31mm, F=10 , 1 element  
Focusing : Focus Free, 1m -  $\infty$   
Shutter Speed : 1 / 125s  
Film Transport : Manual wind and rewind  
View Finder : Field = 70%  
Power source : 1AA – Alkaline Battery  
Flash : Press & Pop-up Flash  
15s recycle time (120uf)  
Dimensions : 112 (W) x 64.6 (H) x 46 (D) mm  
Weight : 144.3 gram  
Main Plastic Material : ABS

Film and battery not included